


## SPHERICAL PLAIN BEARINGS



### Spherical plain bearings, steel / steel

ART.NR.		d	D	B
GE 6 E	(GE 6 DO)	6	14	6
GE 8 E	(GE 8 DO)	8	16	8
GE 10 E	(GE 10 DO)	10	19	9
GE 12 E	(GE 12 DO)	12	22	10
GE 15 ES	(GE 15 DO)	15	26	12
GE 16 ES	(GE 16 DO)	16	30	14
GE 17 ES	(GE 17 DO)	17	30	14
GE 20 ES	(GE 20 DO)	20	35	16
GE 25 ES	(GE 25 DO)	25	42	20
GE 30 ES	(GE 30 DO)	30	47	22
GE 35 ES	(GE 35 DO)	35	55	25
GE 40 ES	(GE 40 DO)	40	62	28
GE 45 ES	(GE 45 DO)	45	68	32
GE 50 ES	(GE 50 DO)	50	75	35
GE 60 ES	(GE 60 DO)	60	90	44
GE 70 ES	(GE 70 DO)	70	105	49
GE 80 ES	(GE 80 DO)	80	120	55
GE 90 ES	(GE 90 DO)	90	130	60
GE 100 ES	(GE 100 DO)	100	150	70
GE 110 ES	(GE 110 DO)	110	160	70
GE 120 ES	(GE 120 DO)	120	180	85
GE 140 ES	(GE 140 DO)	140	210	90
GE 160 ES	(GE 160 DO)	160	230	105
GE 180 ES	(GE 180 DO)	180	260	105
GE 200 ES	(GE 200 DO)	200	290	130
GE 220 ES	(GE 220 DO)	220	320	135
GE 240 ES	(GE 240 DO)	240	340	140
GE 260 ES	(GE 260 DO)	260	370	150




ART.NR.		d	D	B
GE 280 ES	(GE 280 DO)	280	400	155
GE 300 ES	(GE 300 DO)	300	430	165

**Spherical plain bearings, steel / steel with sealing**

ART.NR.		d	D	B
GE 15 ES 2RS	(GE 15 DO 2RS)	15	26	12
GE 17 ES 2RS	(GE 17 DO 2RS)	17	30	14
GE 20 ES 2RS	(GE 20 DO 2RS)	20	35	16
GE 25 ES 2RS	(GE 25 DO 2RS)	25	42	20
GE 30 ES 2RS	(GE 30 DO 2RS)	30	47	22
GE 35 ES 2RS	(GE 35 DO 2RS)	35	55	25
GE 40 ES 2RS	(GE 40 DO 2RS)	40	62	28
GE 45 ES 2RS	(GE 45 DO 2RS)	45	68	32
GE 50 ES 2RS	(GE 50 DO 2RS)	50	75	35
GE 60 ES 2RS	(GE 60 DO 2RS)	60	90	44
GE 70 ES 2RS	(GE 70 DO 2RS)	70	105	49
GE 80 ES 2RS	(GE 80 DO 2RS)	80	120	55
GE 90 ES 2RS	(GE 90 DO 2RS)	90	130	60
GE 100 ES 2RS	(GE 100 DO 2RS)	100	150	70
GE 110 ES 2RS	(GE 110 DO 2RS)	110	160	70
GE 120 ES 2RS	(GE 120 DO 2RS)	120	180	85
GE 140 ES 2RS	(GE 140 DO 2RS)	140	210	90
GE 160 ES 2RS	(GE 160 DO 2RS)	160	230	105
GE 180 ES 2RS	(GE 180 DO 2RS)	180	260	105
GE 200 ES 2RS	(GE 200 DO 2RS)	200	290	130
GE 220 ES 2RS	(GE 220 DO 2RS)	220	320	135
GE 240 ES 2RS	(GE 240 DO 2RS)	240	340	140
GE 260 ES 2RS	(GE 260 DO 2RS)	260	370	150
GE 280 ES 2RS	(GE 280 DO 2RS)	280	400	155
GE 300 ES 2RS	(GE 300 DO 2RS)	300	430	165

## SPHERICAL PLAIN BEARINGS



Spherical plain bearings, steel / steel,  
with wider inner ring

Art. Nr.		d	D	B
GEH 6 ES	(GE 6 FO)	6	16	9
GEH 8 ES	(GE 8 FO)	8	19	11
GEH 10 ES	(GE 10 FO)	10	22	12
GEH 12 ES	(GE 12 FO)	12	26	15
GEH 15 ES	(GE 15 FO)	15	30	16
GEH 17 ES	(GE 17 FO)	17	35	20
GEH 20 ES	(GE 20 FO)	20	42	25
GEH 25 ES	(GE 25 FO)	25	47	28
GEH 30 ES	(GE 30 FO)	30	55	32
GEH 35 ES	(GE 35 FO)	35	62	35
GEH 40 ES	(GE 40 FO)	40	68	40
GEH 45 ES	(GE 45 FO)	45	75	43
GEH 50 ES	(GE 50 FO)	50	90	56
GEH 60 ES	(GE 60 FO)	60	105	63
GEH 70 ES	(GE 70 FO)	70	120	70
GEH 80 ES	(GE 80 FO)	80	130	75
GEH 90 ES	(GE 90 FO)	90	150	85
GEH 100 ES	(GE 100 FO)	100	160	85
GEH 110 ES	(GE 110 FO)	110	180	100
GEH 120 ES	(GE 120 FO)	120	210	115
GEH 140 ES	(GE 140 FO)	140	230	130

ART.NR.		d	D	B
GEH 160 ES	(GE 160 FO)	160	260	135
GEH 180 ES	(GE 180 FO)	180	290	155
GEH 200 ES	(GE 200 FO)	200	320	165
GEH 220 ES	(GE 220 FO)	220	340	175
GEH 240 ES	(GE 240 FO)	240	370	190




ART.NR.		d	D	B
GEH 260 ES	(GE 260 FO)	260	400	205
GEH 280 ES	(GE 280 FO)	280	430	210

**Spherical plain bearings, steel / steel,  
with wider inner ring and sealing**

Art. Nr.		d	D	B
GEH 15 ES 2RS	(GE 15 FO 2RS)	15	30	16
GEH 17 ES 2RS	(GE 17 FO 2RS)	17	35	20
GEH 20 ES 2RS	(GE 20 FO 2RS)	20	42	25
GEH 25 ES 2RS	(GE 25 FO 2RS)	25	47	28
GEH 30 ES 2RS	(GE 30 FO 2RS)	30	55	32
GEH 35 ES 2RS	(GE 35 FO 2RS)	35	62	35
GEH 40 ES 2RS	(GE 40 FO 2RS)	40	68	40
GEH 45 ES 2RS	(GE 45 FO 2RS)	45	75	43
GEH 50 ES 2RS	(GE 50 FO 2RS)	50	90	56
GEH 60 ES 2RS	(GE 60 FO 2RS)	60	105	63
GEH 70 ES 2RS	(GE 70 FO 2RS)	70	120	70
GEH 80 ES 2RS	(GE 80 FO 2RS)	80	130	75
GEH 90 ES 2RS	(GE 90 FO 2RS)	90	150	85
GEH 100 ES 2RS	(GE 100 FO 2RS)	100	160	85
GEH 110 ES 2RS	(GE 110 FO 2RS)	110	180	100
GEH 120 ES 2RS	(GE 120 FO 2RS)	120	210	115
GEH 140 ES 2RS	(GE 140 FO 2RS)	140	230	130
GEH 160 ES 2RS	(GE 160 FO 2RS)	160	260	135
GEH 180 ES 2RS	(GE 180 FO 2RS)	180	290	155
GEH 200 ES 2RS	(GE 200 FO 2RS)	200	320	165
GEH 220 ES 2RS	(GE 220 FO 2RS)	220	340	175
GEH 240 ES 2RS	(GE 240 FO 2RS)	240	370	190
GEH 260 ES 2RS	(GE 260 FO 2RS)	260	400	205
GEH 280 ES 2RS	(GE 280 FO 2RS)	280	430	210

## SPHERICAL PLAIN BEARINGS



Spherical plain bearings, steel / steel,  
with wider inner ring

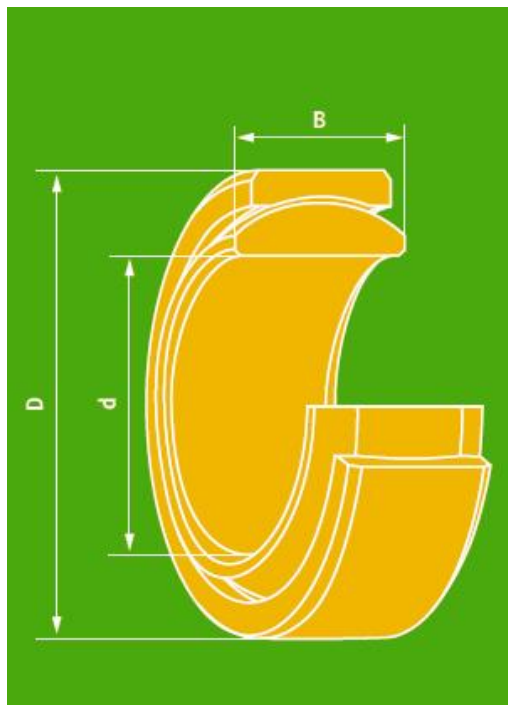
Art. Nr.		d	D	B
GEG 12 ES	(GE 12 LO)	12	22	12
GEG 16 ES	(GE 16 LO)	16	28	16
GEG 20 ES	(GE 20 LO)	20	35	20
GEG 25 ES	(GE 25 LO)	25	42	25
GEG 30 ES	(GE 30 LO)	30	47	30
GEG 32 ES	(GE 32 LO)	32	52	32
GEG 35 ES	(GE 35 LO)	35	55	35
GEG 40 ES	(GE 40 LO)	40	62	40
GEG 45 ES	(GE 45 LO)	45	68	45
GEG 50 ES	(GE 50 LO)	50	75	50
GEG 60 ES	(GE 60 LO)	60	90	60
GEG 63 ES	(GE 63 LO)	63	95	63
GEG 70 ES	(GE 70 LO)	70	105	70
GEG 80 ES	(GE 80 LO)	80	120	80
GEG 90 ES	(GE 90 LO)	90	130	90
GEG 100 ES	(GE 100 LO)	100	150	100
GEG 110 ES	(GE 110 LO)	110	160	110
GEG 125 ES	(GE 125 LO)	125	180	125
GEG 160 ES	(GE 160 LO)	160	230	160
GEG 200 ES	(GE 200 LO)	200	290	200



**Spherical plain bearings, steel / steel,  
with wider inner ring and sealing**

<b>Art. Nr.</b>	<b>d</b>	<b>D</b>	<b>B</b>
GEM 20 ES 2RS (GE 20 HO 2RS)	20	35	24
GEM 30 ES 2RS (GE 30 HO 2RS)	30	47	30
GEM 40 ES 2RS (GE 40 HO 2RS)	40	62	38
GEM 50 ES 2RS (GE 50 HO 2RS)	50	75	43
GEM 70 ES 2RS (GE 70 HO 2RS)	70	105	65
GEM 25 ES 2RS (GE 25 HO 2RS)	25	42	29
GEM 35 ES 2RS (GE 35 HO 2RS)	35	55	35
GEM 45 ES 2RS (GE 45 HO 2RS)	45	68	40
GEM 60 ES 2RS (GE 60 HO 2RS)	60	90	54
GEM 80 ES 2RS (GE 80 HO 2RS)	80	120	74

## SPHERICAL PLAIN BEARINGS



### Spherical plain bearings, rigid chrome / PTFE

Art. Nr.	d	D	B
GE 6 C (GE 6 UK)	6	14	6
GE 8 C (GE 8 UK)	8	16	8
GE 10 C (GE 10 UK)	10	19	9
GE 12 C (GE 12 UK)	12	22	10
GE 15 C (GE 15 UK)	15	26	12
GE 17 C (GE 17 UK)	17	30	14
GE 20 C (GE 20 UK)	20	35	16
GE 25 C (GE 25 UK)	25	42	20
GE 30 C (GE 30 UK)	30	47	22

### Spherical plain bearings, rigid chrome / PTFE, with sealing

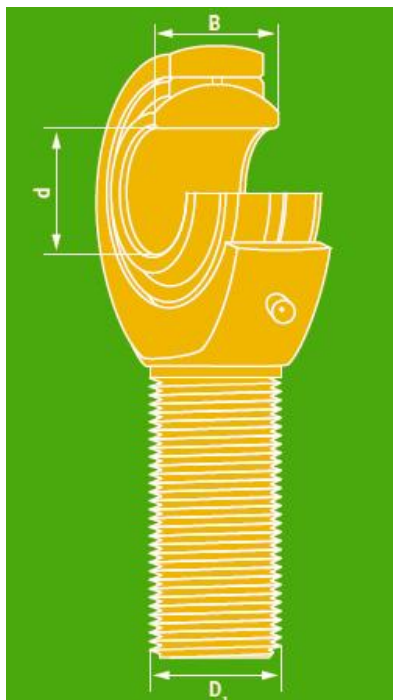
Art. Nr.	d	D	B
GE 20 TE 2RS (GE 20 UK 2RS)	20	35	16
GE 25 TE 2RS (GE 25 UK 2RS)	25	42	20
GE 30 TE 2RS (GE 30 UK 2RS)	30	47	22
GE 35 TE 2RS (GE 35 UK 2RS)	35	55	25
GE 40 TE 2RS (GE 40 UK 2RS)	40	62	28
GE 45 TE 2RS (GE 45 UK 2RS)	45	68	32
GE 50 TE 2RS (GE 50 UK 2RS)	50	75	35
GE 60 TE 2RS (GE 60 UK 2RS)	60	90	44
GE 70 TE 2RS (GE 70 UK 2RS)	70	105	49
GE 80 TE 2RS (GE 80 UK 2RS)	80	120	55
GE 90 TE 2RS (GE 90 UK 2RS)	90	130	60
GE 100 TE 2RS (GE 100 UK 2RS)	100	150	70



ART.NR.		d	D	B
GE 110 TE 2RS	(GE 110 UK 2RS)	110	160	70
GE 120 TE 2RS	(GE 120 UK 2RS)	120	180	85

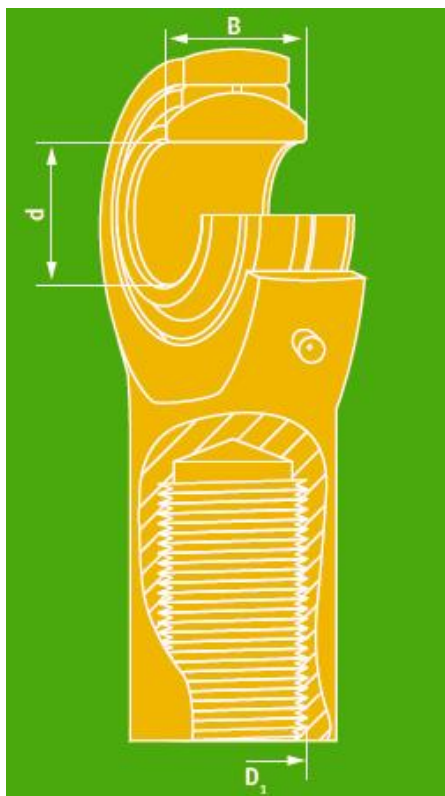


## ROD ENDS



### Rod end, steel / bronze with outside thread

ART.NR.		d	B	D1
SAKAC 5 M	(GAKFR 5 PB)	5	8	M5
SAKAC 6 M	(GAKFR 6 PB)	6	9	M6
SAKAC 8 M	(GAKFR 8 PB)	8	12	M8
SAKAC 10 M	(GAKFR 10 PB)	10	14	M10
SAKAC 12 M	(GAKFR 12 PB)	12	16	M12
SAKAC 14 M	(GAKFR 14 PB)	14	19	M14
SAKAC 16 M	(GAKFR 16 PB)	16	21	M16
SAKAC 17 M	(GAKFR 17 PB)	17	22	M17
SAKAC 18 M	(GAKFR 18 PB)	18	23	M18 x1,5
SAKAC 20 M	(GAKFR 20 PB)	20	25	M20 x 1,5
SAKAC 22 M	(GAKFR 22 PB)	22	28	M22 x 1,5
SAKAC 25 M	(GAKFR 25 PB)	25	31	M24 x 2
SAKAC 28 M	(GAKFR 28 PB)	28	35	M27 x 2
SAKAC 30 M	(GAKFR 30 PB)	30	37	M30 x 2



**Rod end, steel / bronze with inside thread**

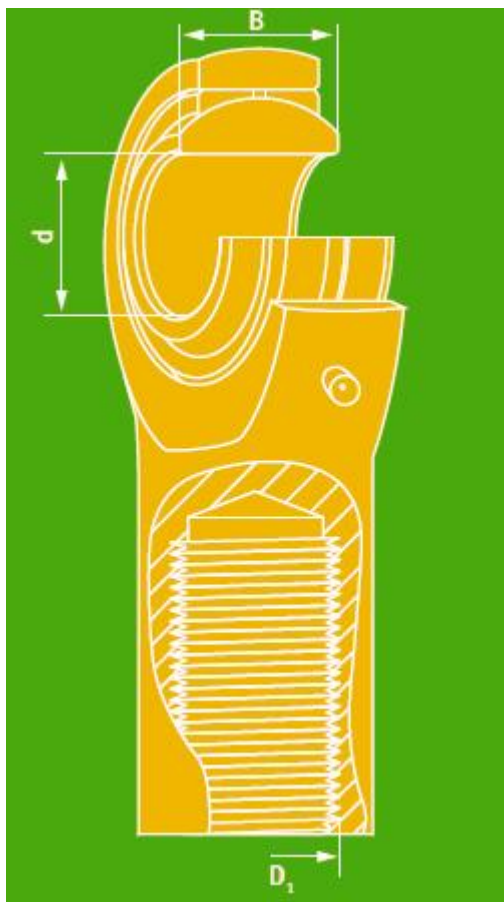
ART.NR.		d	B	D1
SIKAC 5 M	(GIKFR 5 PB)	5	8	M5
SIKAC 6 M	(GIKFR 6 PB)	6	9	M6
SIKAC 8 M	(GIKFR 8 PB)	8	12	M8
SIKAC 10 M	(GIKFR 10 PB )	10	14	M10
SIKAC 12 M	(GIKFR 12 PB )	12	16	M12
SIKAC 14 M	(GIKFR 14 PB )	14	19	M14
SIKAC 16 M	(GIKFR 16 PB )	16	21	M16
SIKAC 17 M	(GIKFR 17 PB )	17	22	M16
SIKAC 18 M	(GIKFR 18 PB )	18	23	M18 x 1,5
SIKAC 20 M	(GIKFR 20 PB )	20	25	M20 x 1,5
SIKAC 22 M	(GIKFR 22 PB )	22	28	M22 x 1,5
SIKAC 25 M	(GIKFR 25 PB )	25	31	M24 x 2
SIKAC 28 M	(GIKFR 28 PB )	28	35	M27 x 2
SIKAC 30 M	(GIKFR 30 PB )	30	37	M30 x 2

## SPHERICAL PLAIN BEARINGS



### Rod end, steel / steel with outside thread

Art. Nr.		d	B	D1
SA 6 E	(GAR 6 DO)	6	6	M6
SA 8 E	(GAR 8 DO)	8	8	M8
SA 10 E	(GAR 10 DO)	10	9	M10
SA 12 E	(GAR 12 DO)	12	10	M12
SA 15 ES	(GAR 15 DO)	15	12	M14
SA 17 ES	(GAR 17 DO)	17	14	M16
SA 20 ES	(GAR 20 DO)	20	16	M20 x 1,5
SA 25 ES	(GAR 25 DO)	25	20	M24 x 2
SA 30 ES	(GAR 30 DO)	30	22	M30 x 2
SAA 35 ES	(GAR 35 DO)	35	25	M36 x 3
SAA 40 ES	(GAR 40 DO)	40	28	M39 x 3
SAA 45 ES	(GAR 45 DO)	45	32	M42 x 3
SAA 50 ES	(GAR 50 DO)	50	35	M45 x 3
SAA 60 ES	(GAR 60 DO)	60	44	M52 x 3
SAA 70 ES	(GAR 70 DO)	70	49	M56 x 4
SAA 80 ES	(GAR 80 DO)	80	55	M64 x 4



**Rod end, steel / steel with inside thread**

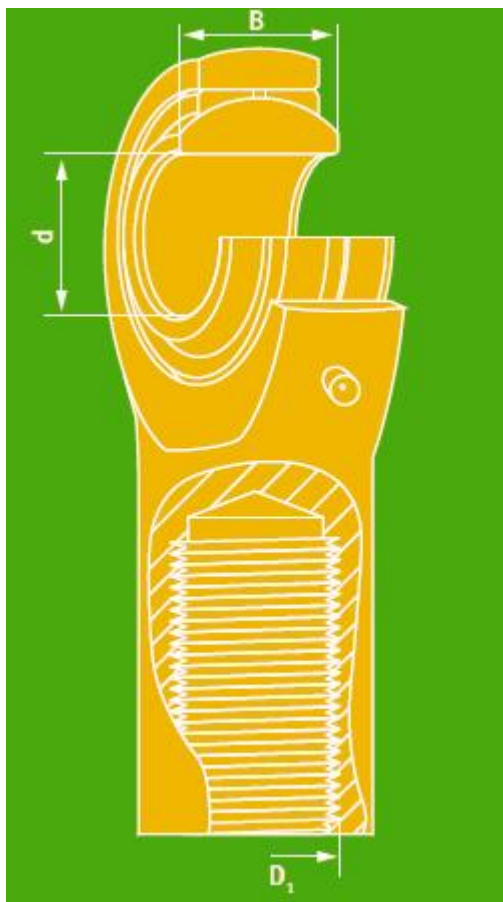
Art. Nr.		d	B	D1
SI 6 E	(GIR 6 DO)	6	6	M6
SI 8 E	(GIR 8 DO)	8	8	M8
SI 10 E	(GIR 10 DO)	10	9	M10
SI 12 E	(GIR 12 DO)	12	10	M12
SI 15 ES	(GIR 15 DO)	15	12	M14
SI 17 ES	(GIR 17 DO)	17	14	M16
SI 20 ES	(GIR 20 DO)	20	16	M20 x 1,5
SI 25 ES	(GIR 25 DO)	25	20	M24 x 2
SI 30 ES	(GIR 30 DO)	30	22	M30 x 2
SIA 35 ES	(GIR 35 DO)	35	25	M36 x 3
SIA 40 ES	(GIR 40 DO)	40	28	M39 x 3
SIA 45 ES	(GIR 45 DO)	45	32	M42 x 3
SIA 50 ES	(GIR 50 DO)	50	35	M45 x 3
SIA 60 ES	(GIR 60 DO)	60	44	M52 x 3
SIA 70 ES	(GIR 70 DO)	70	49	M56 x 4
SIA 80 ES	(GIR 80 DO)	80	55	M64 x 4

## SPHERICAL PLAIN BEARINGS



Rod end, steel / steel with outside thread and sealing

Art. Nr.		d	B	D1
SA 15 ES 2RS	(GAR 15 DO 2RS)	15	12	M14
SA 17 ES 2RS	(GAR 17 DO 2RS)	17	14	M16
SA 20 ES 2RS	(GAR 20 DO 2RS)	20	16	M20 x 1,5
SA 25 ES 2RS	(GAR 25 DO 2RS)	25	20	M24 x 2
SA 30 ES 2RS	(GAR 30 DO 2RS)	30	22	M30 x 2
SAA 35 ES 2RS	(GAR 35 DO 2RS)	35	25	M36 x 3
SAA 40 ES 2RS	(GAR 40 DO 2RS)	40	28	M39 x 3
SAA 45 ES 2RS	(GAR 45 DO 2RS)	45	32	M42 x 3
SAA 50 ES 2RS	(GAR 50 DO 2RS)	50	35	M45 x 3
SAA 60 ES 2RS	(GAR 60 DO 2RS)	60	44	M52 x 3
SAA 70 ES 2RS	(GAR 70 DO 2RS)	70	49	M56 x 4
SAA 80 ES 2RS	(GAR 80 DO 2RS)	80	55	M64 x 4



**Rod end, steel / steel with inside thread and sealing**

Art. Nr.		d	B	D1
SI 15 ES 2RS	(GIR 15 DO 2RS)	15	12	M14
SI 17 ES 2RS	(GIR 17 DO 2RS)	17	14	M16
SI 20 ES 2RS	(GIR 20 DO 2RS)	20	16	M20 x 1,5
SI 25 ES 2RS	(GIR 25 DO 2RS)	25	20	M24 x 2
SI 30 ES 2RS	(GIR 30 DO 2RS)	30	22	M30 x 2
SIA 35 ES 2RS	(GIR 35 DO 2RS)	35	25	M36 x 3
SIA 40 ES 2RS	(GIR 40 DO 2RS)	40	28	M39 x 3
SIA 45 ES 2RS	(GIR 45 DO 2RS)	45	32	M42 x 3
SIA 50 ES 2RS	(GIR 50 DO 2RS)	50	35	M45 x 3
SIA 60 ES 2RS	(GIR 60 DO 2RS)	60	44	M52 x 3
SIA 70 ES 2RS	(GIR 70 DO 2RS)	70	49	M56 x 4
SIA 80 ES 2RS	(GIR 80 DO 2RS)	80	55	M64 x 4

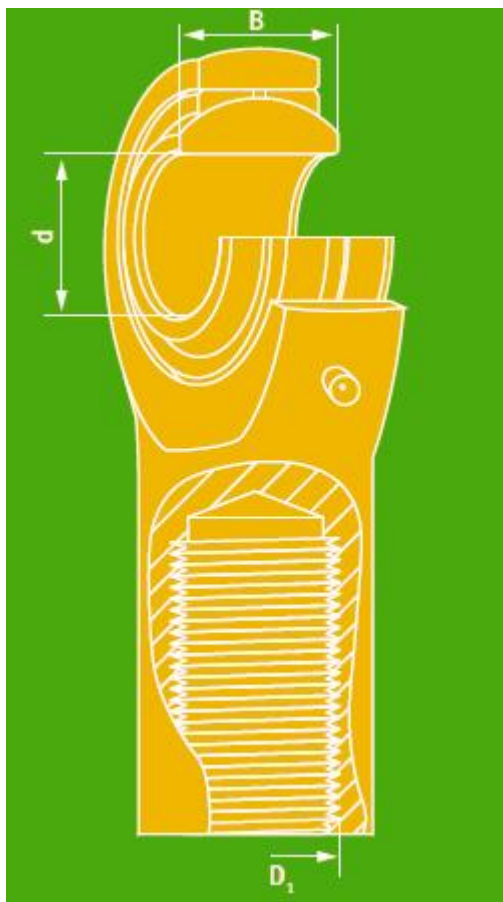
## SPHERICAL PLAIN BEARINGS



Rod end, steel / PTFE with outside thread

Art. Nr.		d	B	D1
SAKB 5 F	(GAKFR 5 PW)	5	8	M5
SAKB 6 F	(GAKFR 6 PW)	6	9	M6
SAKB 8 F	(GAKFR 8 PW)	8	12	M8
SAKB 10 F	(GAKFR 10 PW )	10	14	M10
SAKB 12 F	(GAKFR 12 PW )	12	16	M12
SAKB 14 F	(GAKFR 14 PW )	14	19	M14
SAKB 16 F	(GAKFR 16 PW )	16	21	M16
SAKB 18 F	(GAKFR 18 PW )	18	23	M18 x 1,5
SAKB 20 F	(GAKFR 20 PW )	20	25	M20 x 1,5
SAKB 22 F	(GAKFR 22 PW )	22	28	M22 x 1,5
SAKB 25 F	(GAKFR 25 PW )	25	31	M24 x 2
SAKB 28 F	(GAKFR 28 PW )	28	35	M27x 2
SAKB 30 F	(GAKFR 30 PW )	30	37	M30 x 2





**Rod end, steel / PTFE with inside thread**

Art. Nr.		d	B	D1
SIKB 5 F	(GIKFR 5 PW)	5	8	M5
SIKB 6 F	(GIKFR 6 PW)	6	9	M6
SIKB 8 F	(GIKFR 8 PW)	8	12	M8
SIKB 10 F	(GIKFR 10 PW)	10	14	M10
SIKB 12 F	(GIKFR 12 PW)	12	16	M12
SIKB 14 F	(GIKFR 14 PW)	14	19	M14
SIKB 16 F	(GIKFR 16 PW)	16	21	M16
SIKB 18 F	(GIKFR 18 PW)	18	23	M18 x 1,5
SIKB 20 F	(GIKFR 20 PW)	20	25	M20 x 1,5
SIKB 22 F	(GIKFR 22 PW)	22	28	M22 x 1,5
SIKB 25 F	(GIKFR 25 PW)	25	31	M24 x 2
SIKB 28 F	(GIKFR 28 PW)	28	35	M27 x 2
SIKB 30 F	(GIKFR 30 PW)	30	37	M30 x 2

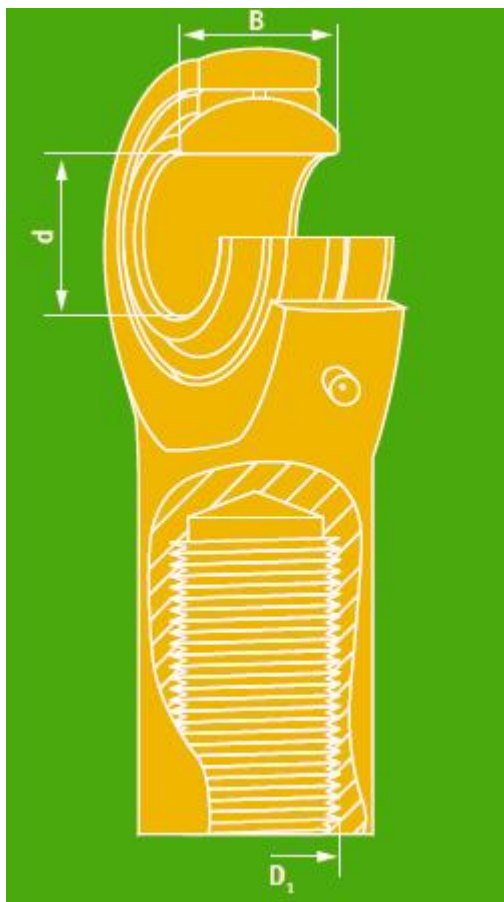


## SPHERICAL PLAIN BEARINGS



Rod end, rigid chrome / PTFE with outside thread

Art. Nr.	d	B	D1
SA 6 C (GAR 6 UK)	6	6	M6
SA 8 C (GAR 8 UK)	8	8	M8
SA 10 C (GAR 10 UK)	10	9	M10
SA 12 C (GAR 12 UK)	12	10	M12
SA 15 C (GAR 15 UK)	15	12	M14
SA 17 C (GAR 17 UK)	17	14	M16
SA 20 C (GAR 20 UK)	20	16	M20x 1,5
SA 25 C (GAR 25 UK)	25	20	M24x 2
SA 30 C (GAR 30 UK)	30	22	M30x 2



Rod end, rigid chrome / PTFE with inside thread

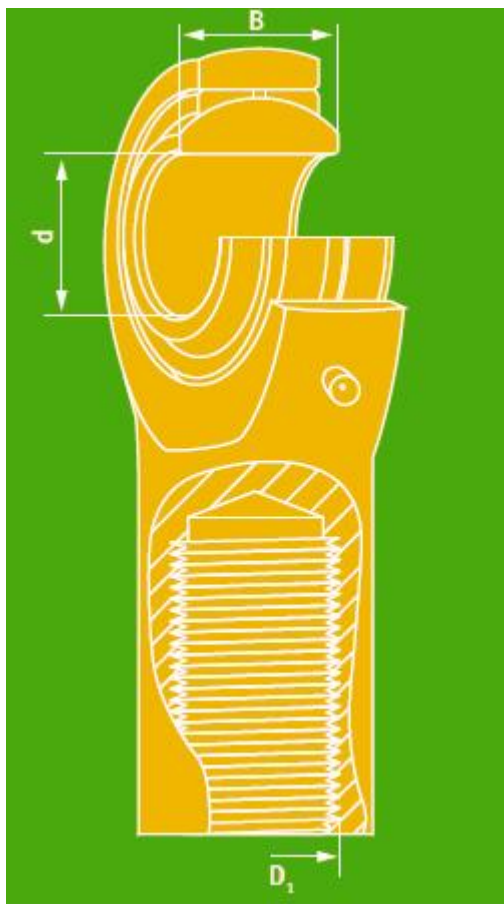
Art. Nr.	d	B	D1
SI 6 C (GIR 6 UK)	6	6	M6
SI 8 C (GIR 8 UK)	8	8	M8
SI 10 C (GIR 10 UK)	10	9	M10
SI 12 C (GIR 12 UK)	12	10	M12
SI 15 C (GIR 15 UK)	15	12	M14
SI 17 C (GIR 17 UK)	17	14	M16
SI 20 C (GIR 20 UK)	20	16	M20 x 1,5
SI 25 C (GIR 25 UK)	25	20	M24 x 2
SI 30 C (GIR 30 UK)	30	22	M30 x 2

## SPHERICAL PLAIN BEARINGS



Rod end, rigid chrome / PTFE  
with outside thread and sealing


Art. Nr.		d	B	D1
SAA 35 TE 2RS	(GAR 35 UK 2RS)	35	25	M36 x 3
SAA 40 TE 2RS	(GAR 40 UK 2RS)	40	28	M39 x 3
SAA 45 TE 2RS	(GAR 45 UK 2RS)	45	32	M42 x 3
SAA 50 TE 2RS	(GAR 50 UK 2RS)	50	35	M45 x 3
SAA 60 TE 2RS	(GAR 60 UK 2RS)	60	44	M52 x 3
SAA 70 TE 2RS	(GAR 70 UK 2RS)	70	49	M56 x 4
SAA 80 TE 2RS	(GAR 80 UK 2RS)	80	55	M64 x 4



**Rid endn rigid chrome / PTFE  
with inside thread and sealing**

Art. Nr.		d	B	D1
SIA 35 TE 2RS	(GIR 35 UK 2RS)	35	25	M36 x 3
SIA 40 TE 2RS	(GIR 40 UK 2RS)	40	28	M39 x 3
SIA 45 TE 2RS	(GIR 45 UK 2RS)	45	32	M42 x 3
SIA 50 TE 2RS	(GIR 50 UK 2RS)	50	35	M45 x 3
SIA 60 TE 2RS	(GIR 60 UK 2RS)	60	44	M52 x 3
SIA 70 TE 2RS	(GIR 70 UK 2RS)	70	49	M56 x 4
SIA 80 TE 2RS	(GIR 80 UK 2RS)	80	55	M64 x 4

## BALL JOINT ENDS



### Ball joint end, steel / steel with inside thread 2-sided clamable

Art. Nr.		d	B	D1
SIR 20 ES	(GIHR-K 20 DO)	20	16	M16 x 1,5
SIR 25 ES	(GIHR-K 25 DO)	25	20	M16 x 1,5
SIR 30 ES	(GIHR-K 30 DO)	30	22	M22 x 1,5
SIR 35 ES	(GIHR-K 35 DO)	35	25	M28 x 1,5
SIR 40 ES	(GIHR-K 40 DO)	40	28	M35 x 1,5
SIR 50 ES	(GIHR-K 50 DO)	50	35	M45 x 1,5
SIR 60 ES	(GIHR-K 60 DO)	60	44	M58 x 1,5
SIR 70 ES	(GIHR-K 70 DO)	70	49	M65 x 1,5
SIR 80 ES	(GIHR-K 80 DO)	80	55	M80 x 2
SIR 90 ES	(GIHR-K 90 DO)	90	60	M100 x 2
SIR 100 ES	(GIHR-K 100 DO)	100	70	M110 x 2
SIR 110 ES	(GIHR-K 110 DO)	110	70	M120 x 2
SIR 120 ES	(GIHR-K 120 DO)	120	85	M130 x 2

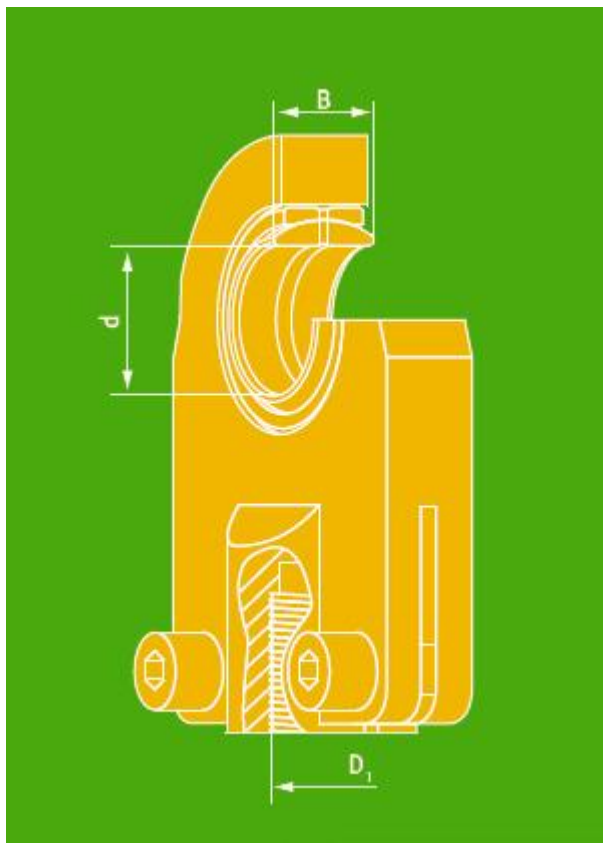
### Ball joint end, steel / steel with inside thread non clamable

Art. Nr.		d	B	D1
SIRD 20 ES	(GIHR 20 DO)	20	16	M16 x 1,5
SIRD 25 ES	(GIHR 25 DO)	25	20	M16 x 1,5
SIRD 30 ES	(GIHR 30 DO)	30	22	M22 x 1,5



<b>Art. Nr.</b>		<b>d</b>	<b>B</b>	<b>D1</b>
SIRD 35 ES	(GIHR 35 DO)	35	25	M28 x 1,5
SIRD 40 ES	(GIHR 40 DO)	40	28	M35 x 1,5
SIRD 50 ES	(GIHR 50 DO)	50	35	M45 x 1,5
SIRD 60 ES	(GIHR 60 DO)	60	44	M58 x 1,5
SIRD 70 ES	(GIHR 70 DO)	70	49	M65 x 1,5
SIRD 80 ES	(GIHR 80 DO)	80	55	M80 x 2
SIRD 90 ES	(GIHR 90 DO)	90	60	M100 x 2
SIRD 100 ES	(GIHR 100 DO)	100	70	M110 x 2
SIRD 110 ES	(GIHR 110 DO)	110	70	M120 x 3
SIRD 120 ES	(GIHR 120 DO)	120	85	M130 x 3

## BALL JOINT ENDS



Ball joint end, steel / steel with inside thread  
with wide ring, 1-sided clampable

Art. Nr.		d	B	D1
SIQG 12 ES	(GIHN-K 12 LO)	12	12	M12 x 1,25
SIQG 16 ES	(GIHN-K 16 LO)	16	16	M14 x 1,5
SIQG 20 ES	(GIHN-K 20 LO)	20	20	M16 x 1,5
SIQG 25 ES	(GIHN-K 25 LO)	25	25	M20 x 1,5
SIQG 32 ES	(GIHN-K 32 LO)	32	32	M27 x 2
SIQG 40 ES	(GIHN-K 40 LO)	40	40	M33 x 2
SIQG 50 ES	(GIHN-K 50 LO)	50	50	M42 x 2
SIQG 63 ES	(GIHN-K 63 LO)	63	63	M48 x 2
SIQG 70 ES	(GIHN-K 70 LO)	70	70	M56 x 2
SIQG 80 ES	(GIHN-K 80 LO)	80	80	M64 x 2
SIQG 90 ES	(GIHN-K 90 LO)	90	90	M72 x 3
SIQG 100 ES	(GIHN-K 100 LO)	100	100	M80 x 3
SIQG 110 ES	(GIHN-K 110 LO)	110	110	M90 x 3
SIQG 125 ES	(GIHN-K 125 LO)	125	125	M100 x 3




**Ball joint end, steel / steel with inside thread  
with wider housing, 2-sided clampable**

<b>Art. Nr.</b>		<b>d</b>	<b>B</b>	<b>D1</b>
SIJ 12 ES	(GIHO-K 12 DO)	12	10	M10 x 1,25
SIJ 16 ES	(GIHO-K 16 DO)	16	14	M12 x 1,25
SIJ 20 ES	(GIHO-K 20 DO)	20	16	M14 x 1,5
SIJ 25 ES	(GIHO-K 25 DO)	25	20	M16 x 1,5
SIJ 30 ES	(GIHO-K 30 DO)	30	22	M20 x 1,5
SIJ 40 ES	(GIHO-K 40 DO)	40	28	M27 x 2
SIJ 50 ES	(GIHO-K 50 DO)	50	35	M33 x 2
SIJ 60 ES	(GIHO-K 60 DO)	60	44	M42 x 2
SIJ 80 ES	(GIHO-K 80 DO)	80	55	M48 x 2
SIJ 100 ES	(GIHO-K 100 DO)	100	70	M64 x 3

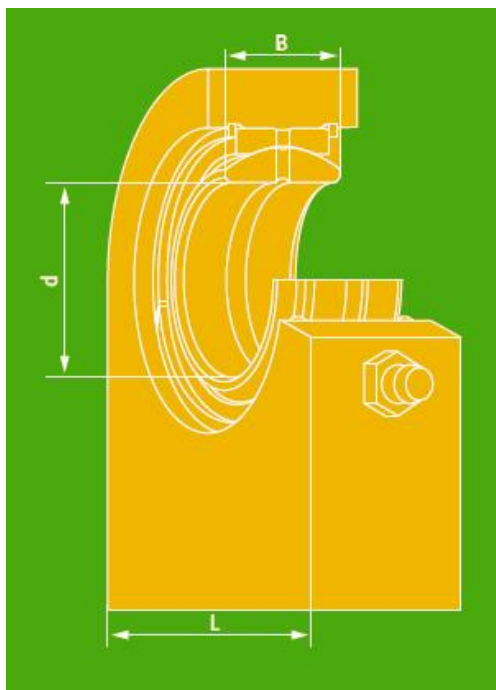


## BALL JOINT ENDS



**Ball joint end, steel / steel  
with round weld-on bold**

Art. Nr.		d	B	D <sub>3</sub>
SC 10	ES (GK 10 DO)	10	9	15,0
SC 12	ES (GK 12 DO)	12	10	17,5
SC 15	ES (GK 15 DO)	15	12	21,0
SC 17	ES (GK 17 DO)	17	14	24,0
SC 20	ES (GK 20 DO)	20	16	27,5
SC 25	ES (GK 25 DO)	25	20	33,5
SC 30	ES (GK 30 DO)	30	22	40,0
SC 35	ES (GK 35 DO)	35	25	47,0
SC 40	ES (GK 40 DO)	40	28	52,0
SC 45	ES (GK 45 DO)	45	32	58,0
SC 50	ES (GK 50 DO)	50	35	62,0
SC 60	ES (GK 60 DO)	60	44	70,0
SC 70	ES (GK 70 DO)	70	49	80,0
SC 80	ES (GK 80 DO)	80	55	95,0



**Ball joint end, steel / steel  
with angular weld-on bold**

Art. Nr.		d	B	L
SCF 20 ES	(GF 20 DO)	20	16	50
SCF 25 ES	(GF 25 DO)	25	20	55
SCF 30 ES	(GF 30 DO)	30	22	65
SCF 35 ES	(GF 35 DO)	35	25	83
SCF 40 ES	(GF 40 DO)	40	28	100
SCF 45 ES	(GF 45 DO)	45	32	110
SCF 50 ES	(GF 50 DO)	50	35	123
SCF 60 ES	(GF 60 DO)	60	44	140
SCF 70 ES	(GF 70 DO)	70	49	164
SCF 80 ES	(GF 80 DO)	80	55	180
SCF 90 ES	(GF 90 DO)	90	60	226
SCF 100 ES	(GF 100 DO)	100	70	250
SCF 110 ES	(GF 110 DO)	110	70	295
SCF 120 ES	(GF 120 DO)	120	85	360